

Additions and Corrections

The Secondary β -Deuterium Isotope Effect and the Cage Effect in the Thermal Decomposition of Azobis- α -phenylethane [*J. Am. Chem. Soc.*, **88**, 3775 (1966)]. By STANLEY SELTZER* and EDWIN J. HAMILTON, JR., Chemistry Department, Brookhaven National Laboratory, Upton, New York 11973.

The abscissa of Figure 2 is incorrect and should read $2[IV]/[III + IV + V]$. The caption should read: "A plot of the ratio of rate constants vs. twice the ratio of cross-product to the sum of all products for equal concentrations of starting material."

Line 2, left column of p 3780, should read: " $2[IV]/[III + IV + V] = 0.9967$."



Ten lines from the bottom of the right column of p 3779 should read: "The variation of the ratio of cross-product to total product as a function of the ratio of first-order rate constants, in the absence of a cage effect, is shown in Figure 2."

Mass Spectral Rearrangements of Siliconium Ions. Migration of Electronegative Groups from Carbon to Silicon [*J. Am. Chem. Soc.*, **91**, 6544 (1969)]. By WILLIAM P. WEBER,* RAYMOND A. FELIX, and ALVIN K. WILLARD, Department of Chemistry, University of Southern California, Los Angeles, California 90007.

On reexamination of the mass spectra of methyl 3-trimethylsilylpropionate under high resolution conditions, an error in the composition of the m/e 105 ion became apparent. It is not $C_3H_9SiO_2$ as indicated in eq 3 and Figure 1, but rather $C_4H_{13}SiO$. Peak matching high resolution data: calcd for $C_4H_{13}SiO$, 105.0732; found, 105.0733. A metastable peak at m/e 68.9 = $(105)^2/160$ indicates that this ion may be formed directly from the parent ion by loss of C_3H_3O .

Stable Carbocations. CXXXVII. Cycloheptenyl, Cyclooctenyl, and Cyclononenyl Cations [*J. Am. Chem. Soc.*, **94**, 6434 (1972)]. By GEORGE A. OLAH* and GAO LIANG, Department of Chemistry, Case Western Reserve University, Cleveland, Ohio 44106.

In Table II, cmr shifts for the first and third ions were interchanged and should be:

	C_1	C_3	C_2	$\Delta_{C_2-C_1}$
	-41.0	-41.0	+48.0	+89.0
	-24.0	-24.0	+57.0	+81.0

Ambident Behavior of Nitrite Ion. Reactions of 2,4-Dinitrohalobenzenes and 1,2,4-Trinitrobenzene with Sodium Nitrite [*J. Am. Chem. Soc.*, **95**, 2133 (1973)]. By DAVID H. ROSENBLATT,* WILLIAM H. DENNIS, JR., and RICHARD D. GOODIN, Physical Research Division, Chemical Laboratory, Edgewood Arsenal, Edgewood Arsenal, Maryland 21010.

An error has been found in the calculation of rate constant k_1 from $\Delta OD/\Delta t$ for the compounds 2,4-dinitrochlorobenzene (DNCIB) and 2,4-dinitrobromobenzene (DNBrB) for their reactions with nitrite by O-attack. In

Table I the values for k_1 should read, for DNCIB and DNBrB, $2.5 \times 10^{-5} M^{-1} \text{ min}^{-1}$ and $2.2 \times 10^{-5} M^{-1} \text{ min}^{-1}$, respectively. Therefore the N:O ratio of nitrite attack on DNCIB is 70:1 and not 18,000:1, as implied by the previously stated rate constants. This correction has no effect upon the other rate constants nor upon the conclusions stated.

Structure of the Peptide Antibiotic Amphomycin [*J. Am. Chem. Soc.*, **95**, 2352 (1973)]. By MIKLOS BODANSZKY,* GERALD F. SIGLER, and AGNES BODANSZKY, Department of Chemistry, Case Western Reserve University, Cleveland, Ohio 44106.

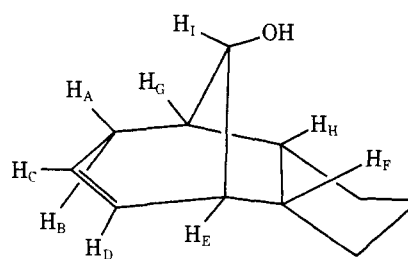
The + sign preceding the name of 3-isododecenoic acid should be deleted.

Stereochemistry of α -Halo Sulfoxides. II. Interdependent Stereochemistry at Sulfur and α -Carbon in the α -Halogenation of Sulfoxides [*J. Am. Chem. Soc.*, **95**, 7431 (1973)]. By PAOLO CALZAVARA, MAURO CINQUINI, STEFANO COLONNA, ROBERTO FORNASIER, and FERNANDO MONTANARI,* Centro C.N.R. e Istituto di Chimica Industriale dell' Universit , Milan 20133, Italy.

On page 7432, in Scheme I, the notations of absolute configuration (*S*)-(-)-**5b,6b** and (*S*)-(-)-**5a,6a** should be replaced by (*R*)-(-)-**5b,6b** and (*R*)-(-)-**5a,6a**, respectively.

Photochemical Addition of Benzene to Cyclopentene [*J. Am. Chem. Soc.*, **95**, 8250 (1973)]. By V. Y. MERRITT, J. CORNELISSE, and R. SRINIVASAN,* IBM Thomas J. Watson Research Center, Yorktown Heights, New York 10598.

The correct structure of VIIIa is



In VIIIc, positions A-E and G are deuterated.

^{13}C Nuclear Magnetic Resonance Studies of Organometallic Compounds. I. *trans*-Methylplatinum(II) Derivatives [*J. Am. Chem. Soc.*, **95**, 8574 (1973)]. By M. H. CHISHOLM, H. C. CLARK,* L. E. MANZER, J. B. STOTHERS, and J. E. H. WARD, Department of Chemistry, The University of Western Ontario, London, Ontario, N6A 3K7, Canada.

Table II, item 14 under other ^{13}C nmr data: δCH_3 is 49.0 not 9.2 and $^2J_{PtCC}$ was not observed and should be denoted $^2J_{PTCC}^d$.

Table V, item 8: the left-hand $|^3J_{PtCNC}|$ value should be $66(\pm 1)$, not $56(\pm 1)$; item 15: δC^1 should be 52.0, not 41.6, while δC^2 should be 41.6, not 52.0.

Transition Metal Hydroborate Complexes. VI. The Solid-State Structure of μ -Bis(cyanotrihydroborato)-tetrakis(tri-